




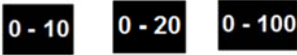













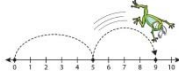








Yenton Primary School Parent Information – Marking Codes



Dear Parents/Carers,
Here is an updated copy of our marking codes. Hopefully this will be of some help to you when looking through your child's books. These codes have been shared with the children too.

Symbol	Whole School Marking Definitions
✓	I have looked at your work. If work is marked by another member of staff (not the class teacher) OR a teaching assistant, they must initial.
	You have partially achieved the WALT/Learning Objective.
	You have achieved the WALT/Learning Objective.
u / a	Unaided work (completed work independently)
a / s	Adult support plus initials.
v	Verbal feedback. Symbols used every time a member of staff has spoken to a child.
	Work faster. To complete work.
Sp * * *	Incorrect spelling. Teacher writes spelling correctly. Child copies three times next to each star.
Λ	Missing letter, word or punctuation.
//	New paragraph needed.
	Marked by a supply teacher.
	Problem Solving
	Mental Maths
	Next Step – This will be an open question used to challenge a child's understanding closely linked to the WALT. It could also be an error or misconception identified.
	Green highlight shows the skills achieved linked to the WALT
	Pink – Think. This is used to encourage children to correct an error/misconception or for them to edit their work.

Additional EYFS and Key Stage 1 WALT/WILF/Marking symbols – English and Maths- some of these symbols may continue to be used in Key Stage 2.

	Finger spaces		Working with numbers 0-10, 0-20 or 0-100.
	Correct formation and size		Counting in ones, fives or tens
	Take care with upper and lower case letters		Place Value - Tens and Ones – Partitioning Tens and Ones in money.
	Write on the line		Addition, Plus, count on, more
	Start a sentence with a capital letter		Subtract/ Take-away/ minus/ count back, less
	Full stop at end of sentence		Equals
	Good sounding out		Counting in twos, fives or tens. Repeated addition.
	Good pencil control/grip		Number line counting on/back
	Good ideas		100 Square – counting on/back
	Look carefully/count carefully		Roll one/two dice Make a one/two digit number
	Good number formation		Time – analogue clock O'clock, half past, quarter past/to
	2D and 3D shapes – including shape properties.		Statistics Charts and Graphs